

Vancouver & Fraser Valley Real Estate by the numbers

Van RE Numbers

Real Estate Numbers for Greater Vancouver and the Fraser Valley

July 17th, 2007

Interesting Note: Total Downtown Vancouver area (DT, FC, FN, CB, KT, FA, MP, WE) condo inventory is down almost 4% in the last week bringing it back to the same level as end of May. In this area inventory for condos under \$1mil is down almost 6% while inventory for condos \$1mil+ is up over 7% in the same week as predicted months ago in your **www.BCHomeHunters.com** real estate newsletter for downtown subscribers.

One update to announce, after much request by regular investors we have decided to build a real estate "Blog" section into **www.BCHomeHunters.com!** Keep an eye out for that over this summer.

REBGV - CONDO

TOTAL ——— 5852 - **-0.15%**

REBGV - RESIDENTIAL

TOTAL ——— 4803 - **+0.27%**

REBGV - COMMERCIAL

TOTAL ——— 1139 - 0.0%

REBGV - RUAL

TOTAL ——— 725 - **+0.14%**

REBGV TOTAL — 12519 - **+0.02%**

FVREB - CONDO

TOTAL ——— 1876 - **+0.27%**

FVREB - RESIDENTIAL

TOTAL ——— 4137 - **-0.27%**

FVREB - COMMERCIAL

TOTAL ——— 391

FVREB - RUAL
TOTAL ————— 554

FVREB TOTAL ——— 6958 - -0.14%

July 16th, 2007

REBGV - CONDO

VanWest ——— 1461 - -0.27%
VanEast ——— 484 - +0.62%
Burnaby ——— 788 - -0.63%
NewWest ——— 323 - +2.22%
Richmond ——— 974 - -1.02%
Tsawwassen ——— 31 - -3.13%
MapleRidge ——— 214 - +0.94%
Ladner ——— 17 - -5.56%
Port Moody ——— 164 - -3.53%
Coquitlam ——— 314 - -1.88%
Port Coquitlam — 174 - 0.0%
WestVan ——— 116 - +1.75%
NorthVan ——— 289 - -0.69%
Squamish ——— 133 - -0.75%
Whistler ——— 299 - -0.99%
Pemberton ——— 22 - 0.0%
Sunshine Coast — 58 - 0.0%
TOTAL ——— 5861 - -0.42%

REBGV - RESIDENTIAL

VanWest ——— 473 - +1.94%
VanEast ——— 647 - -0.31%
Burnaby ——— 487 - -1.02%
NewWest ——— 102 - 0.0%
Richmond ——— 639 - +1.11%
Tsawwassen ——— 111 - +0.91%
MapleRidge ——— 385 - +1.05%
Ladner ——— 53 - +1.92%
Port Moody ——— 104 - 0.0%
Coquitlam ——— 466 - -0.85%
Port Coquitlam — 174 - 0.0%
WestVan ——— 314 - -0.63%
NorthVan ——— 238 - +0.42%
Squamish ——— 121 - -2.42%

Whistler — 130 - **-1.52%**
Pemberton — 39 - **-2.50%**
Sunshine Coast — 307 - **+0.33%**
TOTAL — 4790 - **+0.10%**

REBGV - COMMERCIAL
TOTAL — 1139 - **-0.52%**

REBGV - RUAL
TOTAL — 727 - **+0.41%**

REBGV TOTAL — 12517 - **-0.18%**

www.BCHomeHunters.com
FVREB - CONDO
"Working hard to exceed all of your Real Estate needs, one neighbourhood at a time!"

NorthDelta	20	0.0%
NorthSurrey	348	+1.16%
Surrey	340	-0.29%
Cloverdale	108	+0.93%
WhiteRock	288	-0.69%
Langley	361	-0.28%
Abbotsford	352	+0.28%
Mission	54	0.0%
TOTAL	1871	+0.11%

Paradise Found
"The Best of Both Worlds"
"The Best of Both Worlds"
"The Best of Both Worlds"

Colony Russell
Team"
604-541-4888

Direct: 604-803-1904
Fax: 604-531-6800
24th Avenue, White Rock, BC V4A 2J3

FVREB - RESIDENTIAL

NorthDelta	257	+0.39%
NorthSurrey	585	-1.02%
Surrey	1141	+0.09%
Cloverdale	258	+1.57%
WhiteRock	424	-0.93%
Langley	521	-0.38%
Abbotsford	676	-0.88%
Mission	286	-1.38%
TOTAL	4148	-0.38%

FVREB - COMMERCIAL
TOTAL — 387

FVREB - RUAL
TOTAL — 562

FVREB TOTAL — 6968 - **-0.31%**

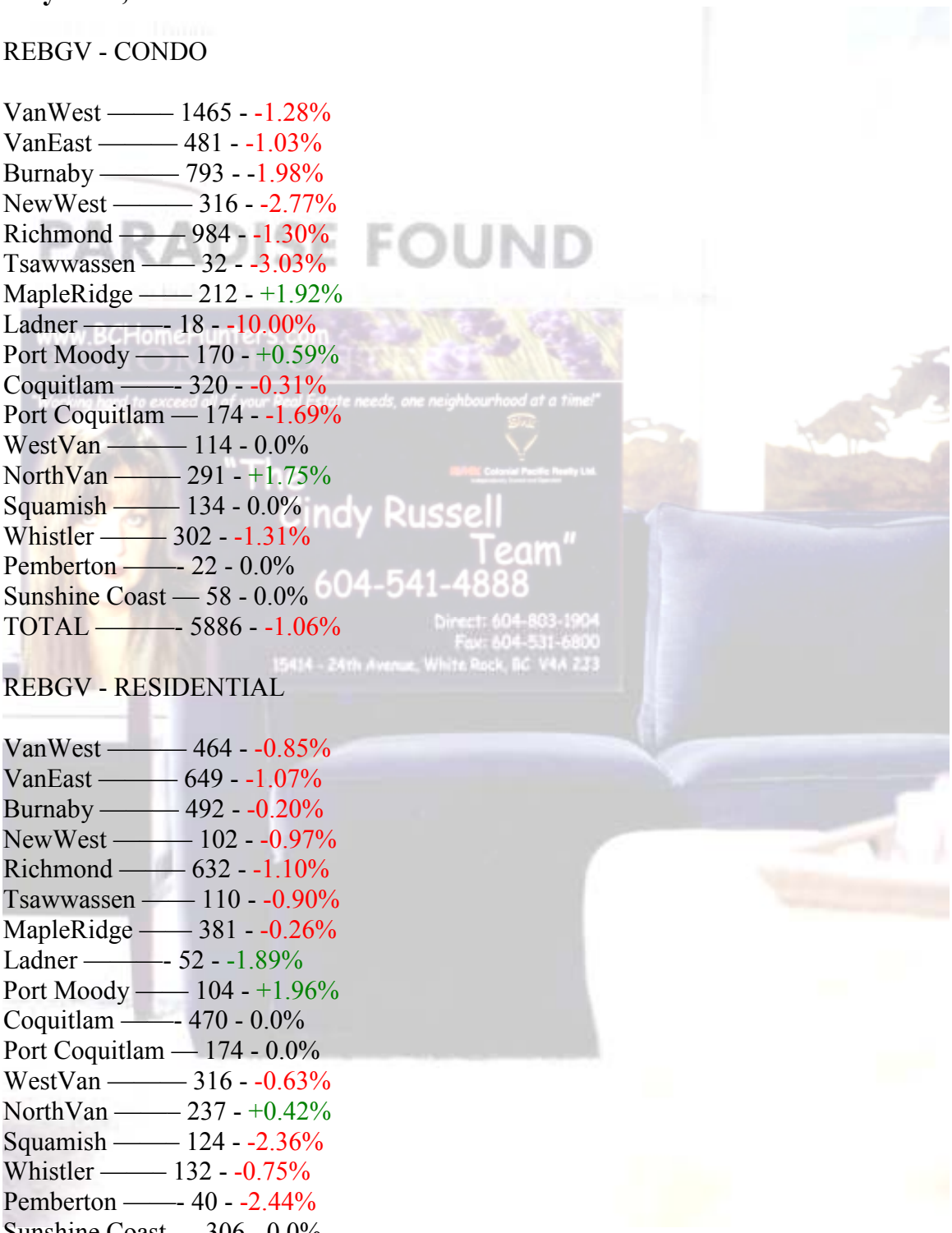
July 14th, 2007

REBGV - CONDO

VanWest ——— 1465 - **-1.28%**
VanEast ——— 481 - **-1.03%**
Burnaby ——— 793 - **-1.98%**
NewWest ——— 316 - **-2.77%**
Richmond ——— 984 - **-1.30%**
Tsawwassen ——— 32 - **-3.03%**
MapleRidge ——— 212 - **+1.92%**
Ladner ——— 18 - **-10.00%**
Port Moody ——— 170 - **+0.59%**
Coquitlam ——— 320 - **-0.31%**
Port Coquitlam — 174 - **-1.69%**
WestVan ——— 114 - **0.0%**
NorthVan ——— 291 - **+1.75%**
Squamish ——— 134 - **0.0%**
Whistler ——— 302 - **-1.31%**
Pemberton ——— 22 - **0.0%**
Sunshine Coast — 58 - **0.0%**
TOTAL ——— 5886 - **-1.06%**

REBGV - RESIDENTIAL

VanWest ——— 464 - **-0.85%**
VanEast ——— 649 - **-1.07%**
Burnaby ——— 492 - **-0.20%**
NewWest ——— 102 - **-0.97%**
Richmond ——— 632 - **-1.10%**
Tsawwassen ——— 110 - **-0.90%**
MapleRidge ——— 381 - **-0.26%**
Ladner ——— 52 - **-1.89%**
Port Moody ——— 104 - **+1.96%**
Coquitlam ——— 470 - **0.0%**
Port Coquitlam — 174 - **0.0%**
WestVan ——— 316 - **-0.63%**
NorthVan ——— 237 - **+0.42%**
Squamish ——— 124 - **-2.36%**
Whistler ——— 132 - **-0.75%**
Pemberton ——— 40 - **-2.44%**
Sunshine Coast — 306 - **0.0%**
TOTAL ——— 4785 - **-0.56%**



REBGV - COMMERCIAL
TOTAL ——— 1145 - +0.62%

REBGV - RUAL
TOTAL ——— 724 - +0.84%

REBGV TOTAL — 12540 - -0.61%

FVREB - CONDO

NorthDelta ——— 20 - -4.76%
NorthSurrey ——— 344 - 0.0%
Surrey ——— 341 - -1.45%
Cloverdale ——— 107 - -2.73%
WhiteRock ——— 290 - +1.05%
Langley ——— 362 - -1.09%
Abbotsford ——— 351 - -2.23%
Mission ——— 54 - -3.57%
TOTAL ——— 1869 - -1.06%

FVREB - RESIDENTIAL

NorthDelta ——— 256 - +0.39%
NorthSurrey ——— 591 - +1.37%
Surrey ——— 1140 - -0.26%
Cloverdale ——— 254 - -1.55%
WhiteRock ——— 428 - -0.23%
Langley ——— 523 - -1.13%
Abbotsford ——— 682 - +0.89%
Mission ——— 290 - -1.02%
TOTAL ——— 4164 - -0.05%

FVREB - COMMERCIAL
TOTAL ——— 391

FVREB - RUAL
TOTAL ——— 566

FVREB TOTAL — 6990 - -0.26%

July 12th, 2007

REBGV - CONDO


VanWest — 1484 - +1.16%
VanEast — 486 - +0.83%
Burnaby — 809 - -0.12%
NewWest — 325 - +3.17%
Richmond — 997 - +1.63%
Tsawwassen — 33 - 0.0%
MapleRidge — 208 - +1.46%
Ladner — 20 - 0.0%
Port Moody — 169 - -1.17%
Coquitlam — 321 - -0.62%
Port Coquitlam — 177 - -1.12%
WestVan — 114 - 0.0%
NorthVan — 286 - +1.42%
Squamish — 134 - 0.0%
Whistler — 306 - +0.66%
Pemberton — 22 - 0.0%
Sunshine Coast — 58 - 0.0%
TOTAL — 5949 - +0.83%

REBGV - RESIDENTIAL

VanWest — 468 - +0.21%
VanEast — 656 - -0.61%
Burnaby — 493 - +2.49%
NewWest — 103 - +0.98%
Richmond — 639 - +0.31%
Tsawwassen — 111 - +1.83%
MapleRidge — 382 - +1.60%
Ladner — 53 - -1.85%
Port Moody — 102 - +2.00%
Coquitlam — 470 - 0.0%
Port Coquitlam — 174 - -0.57%
WestVan — 318 - +0.95%
NorthVan — 236 - -2.88%
Squamish — 127 - +1.60%
Whistler — 133 - +1.53%
Pemberton — 41 - +5.13%
Sunshine Coast — 306 - -1.92%
TOTAL — 4812 - +0.33%

REBGV - COMMERCIAL

TOTAL — 1138 - -0.09%



REBGV - RUAL

TOTAL — 718 - +1.70%

REBGV TOTAL — 12617 - +0.61%

FVREB - CONDO

NorthDelta — 21 - 0.0%

NorthSurrey — 344 - 0.0%

Surrey — 346 - -1.14%

Cloverdale — 110 - -0.90%

WhiteRock — 287 - +0.70%

Langley — 366 - -0.54%

Abbotsford — 359 - +1.14%

Mission — 56 - 0.0%

TOTAL — 1889 - 0.0%

FVREB - RESIDENTIAL

NorthDelta — 255 - +1.59%

NorthSurrey — 583 - +0.17%

Surrey — 1143 - +0.44%

Cloverdale — 258 - -1.15%

WhiteRock — 429 - +1.42%

Langley — 529 - +0.76%

Abbotsford — 676 - +0.15%

Mission — 293 - -0.34%

TOTAL — 4166 - +0.41%

FVREB - COMMERCIAL

TOTAL — 392

FVREB - RUAL

TOTAL — 561

FVREB TOTAL — 7008 - +0.44%

July 11th, 2007

REBGV - CONDO

VanWest — 1467 - +0.76%
VanEast — 482 - -0.62%
Burnaby — 810 - -0.74%
NewWest — 315 - -0.63%
Richmond — 981 - +0.31%
Tsawwassen — 33 - 0.0%
MapleRidge — 205 - -0.49%
Ladner — 20 - 0.0%
Port Moody — 171 - -1.16%
Coquitlam — 323 - +0.94%
Port Coquitlam — 179 - +4.07%
WestVan — 114 - 0.0%
NorthVan — 282 - -1.40%
Squamish — 134 - -2.19%
Whistler — 304 - +0.33%
Pemberton — 22 - +4.76%
Sunshine Coast — 58 - 0.0%
TOTAL — 5900 - +0.08%

REBGV - RESIDENTIAL

VanWest — 467 - -0.43%
VanEast — 660 - +0.15%
Burnaby — 481 - -0.62%
NewWest — 102 - -1.92%
Richmond — 637 - +1.11%
Tsawwassen — 109 - +0.93%
MapleRidge — 376 - 0.0%
Ladner — 54 - 0.0%
Port Moody — 100 - +1.01%
Coquitlam — 470 - 0.0%
Port Coquitlam — 175 - +1.74%
WestVan — 315 - -1.25%
NorthVan — 243 - +1.67%
Squamish — 125 - 0.0%
Whistler — 131 - +1.55%
Pemberton — 39 - 0.0%
Sunshine Coast — 312 - +0.32%
TOTAL — 4796 - +0.19%

REBGV - COMMERCIAL

TOTAL — 1139 - +0.80%

REBGV - RUAL

TOTAL — 706 - +1.58%



REBGV TOTAL — 12541 - +0.27%

FVREB - CONDO

NorthDelta — 21 - +5.00%
NorthSurrey — 344 - +0.29%
Surrey — 350 - +3.24%
Cloverdale — 111 - 0.0%
WhiteRock — 285 - +0.71%
Langley — 368 - +2.22%
Abbotsford — 354 - -0.28%
Mission — 56 - +1.82%
TOTAL — 1889 - +1.23%

FVREB - RESIDENTIAL

NorthDelta — 251 - -1.57%
NorthSurrey — 582 - +1.04%
Surrey — 1138 - -0.18%
Cloverdale — 261 - 0.0%
WhiteRock — 423 - -0.24%
Langley — 525 - +0.96%
Abbotsford — 675 - +0.45%
Mission — 294 - +0.68%
TOTAL — 4149 - +0.22%

FVREB - COMMERCIAL

TOTAL — 383

FVREB - RUAL

TOTAL — 556

FVREB TOTAL — 6977 - +0.40%

July 10th, 2007

This is what the numbers format look like at this time. Rolling averages will be posted when necessary in the future.

REBGV - CONDO

VanWest — 1456 - +1.89%
VanEast — 485 - +1.89%
Burnaby — 816 - -0.49%
NewWest — 317 - +1.60%
Richmond — 978 - +1.03%
Tsawwassen — 33 - +6.45%
MapleRidge — 206 - +1.48%
Ladner — 20 - +25.0%
Port Moody — 173 - +4.85%
Coquitlam — 320 - +2.24%
Port Coquitlam — 172 - -3.37%
WestVan — 114 - +0.88%
NorthVan — 286 - -0.35%
Squamish — 137 - +8.73%
Whistler — 303 - +2.02%
Pemberton — 21 - 0.0%
Sunshine Coast — 58 - -1.69%
TOTAL — 5895 - +1.39%

REBGV - RESIDENTIAL


VanWest — 469 - +0.21%
VanEast — 659 - +1.70%
Burnaby — 484 - +1.47%
NewWest — 104 - +1.96%
Richmond — 630 - +0.16%
Tsawwassen — 108 - +2.86%
MapleRidge — 376 - +2.73%
Ladner — 54 - 0.0%
Port Moody — 99 - +2.06%
Coquitlam — 470 - 0.0%
Port Coquitlam — 172 - +1.78%
WestVan — 319 - 0.0%
NorthVan — 239 - +1.27%
Squamish — 125 - -0.79%
Whistler — 129 - +1.57%
Pemberton — 39 - 0.0%
Sunshine Coast — 311 - +1.63%
TOTAL — 4787 - +1.03%

REBGV - COMMERCIAL

TOTAL — 1130 - +0.36%

REBGV - RUAL

TOTAL — 695 - +1.31%



REBGV TOTAL — 12507 - +1.16%

FVREB - CONDO

NorthDelta — 20 - 0.0%
NorthSurrey — 343 - +0.88%
Surrey — 339 - -2.02%
Cloverdale — 111 - 0.0%
WhiteRock — 283 - -0.35%
Langley — 360 - +0.28%
Abbotsford — 355 - +1.14%
Mission — 55 - 0.0%
TOTAL — 1866 - 0.0%

FVREB - RESIDENTIAL

NorthDelta — 255 - +0.39%
NorthSurrey — 576 - +0.52%
Surrey — 1140 - -0.09%
Cloverdale — 261 - -0.38%
WhiteRock — 424 - -0.24%
Langley — 520 - -0.95%
Abbotsford — 672 - +1.66%
Mission — 292 - +0.34%
TOTAL — 4140 - +0.19%

FVREB - COMMERCIAL

TOTAL — 382

FVREB - RUAL

TOTAL — 561

FVREB TOTAL — 6949 - +0.30%

July 9th, 2007

Please note that there are several smaller downtown area statistics included here at request from several investors of the www.BCHomeHunters.com newsletters.

Downtown 1 (CB, DT, FN, WE)
\$300-\$500 = 282

\$500-\$700 = 165
\$700-\$1mil = 140
\$1mil+ = 161

Downtown 2 (FA, FC, KT, MP)

\$300-\$500 = 156
\$500-\$700 = 73
\$700-\$1mil = 50
\$1mil+ = 38

Total = 1065

PARADISE FOUND

www.BCHomeHunters.com
July 9th, 2007

REBGV - CONDO

VanWest - 1429
VanEast - 476
Burnaby - 820
NewWest - 312
Richmond - 968
Tsawwassen - 31
MapleRidge - 203
Ladner - 16
Port Moody - 165
Coquitlam - 313
Port Coquitlam - 178
WestVan - 113
NorthVan - 287
Squamish - 126
Whistler - 297
Pemberton - 21
Sunshine Coast - 59
TOTAL - 5814

REBGV - RESIDENTIAL

VanWest - 468
VanEast - 648
Burnaby - 477
NewWest - 102
Richmond - 629
Tsawwassen - 105
MapleRidge - 366

www.BCHomeHunters.com
"Working hard to exceed all of your Real Estate needs, one neighbourhood at a time!"
REBGV
"The Cindy Russell Team"
604-541-4888
Direct: 604-803-1904
Fax: 604-531-6800
15414 - 24th Avenue, White Rock, BC V4A 2J3

Ladner - 54
Port Moody - 97
Coquitlam - 470
Port Coquitlam - 169
WestVan - 319
NorthVan - 236
Squamish - 126
Whistler - 127
Pemberton - 39
Sunshine Coast - 306
TOTAL - 4738

REBGV - COMMERCIAL

TOTAL - 1126

REBGV - RUAL

TOTAL - 686

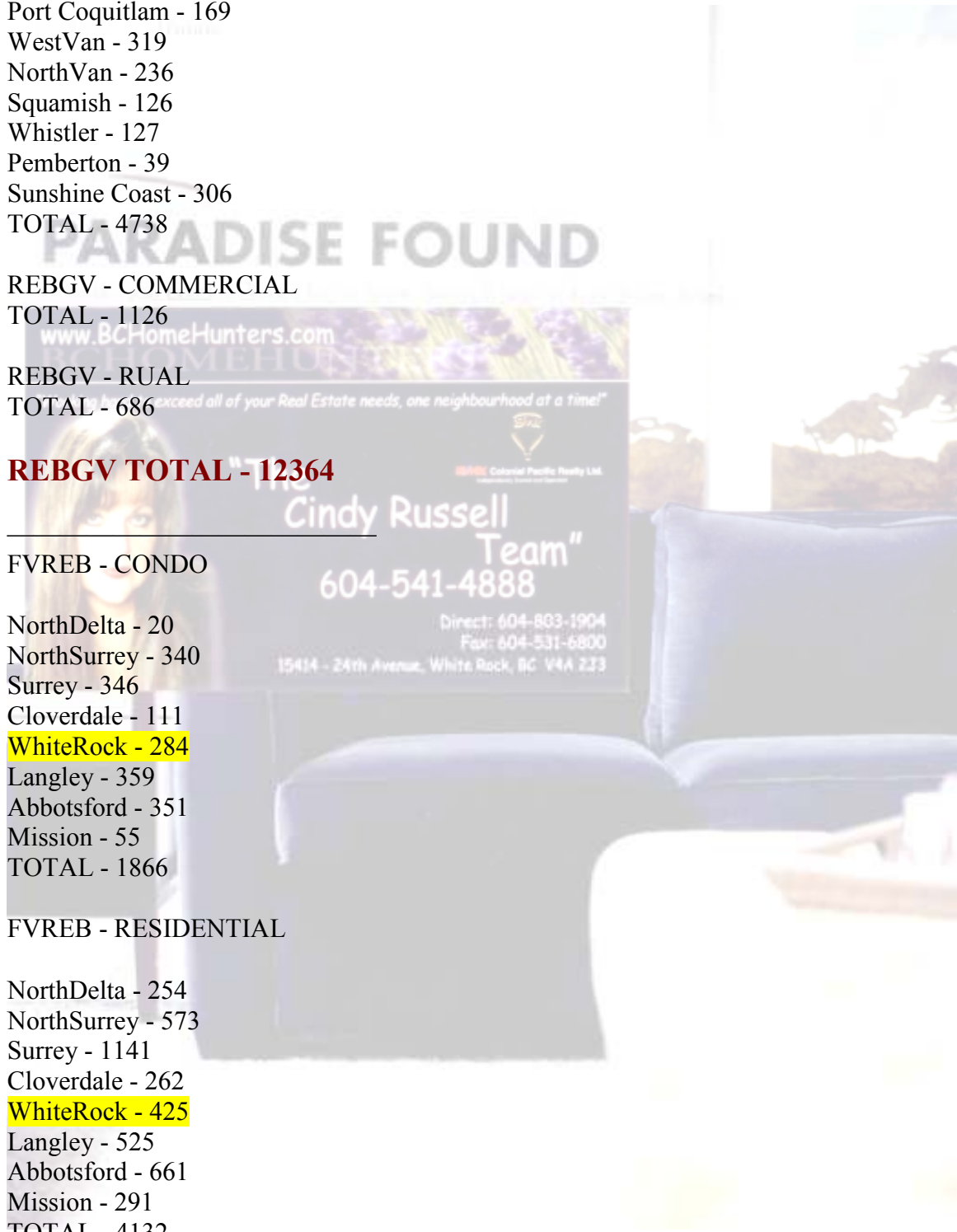
REBGV TOTAL - 12364

FVREB - CONDO

NorthDelta - 20
NorthSurrey - 340
Surrey - 346
Cloverdale - 111
WhiteRock - 284
Langley - 359
Abbotsford - 351
Mission - 55
TOTAL - 1866

FVREB - RESIDENTIAL

NorthDelta - 254
NorthSurrey - 573
Surrey - 1141
Cloverdale - 262
WhiteRock - 425
Langley - 525
Abbotsford - 661
Mission - 291
TOTAL - 4132



FVREB - COMMERCIAL
TOTAL - 373

FVREB - RUAL
TOTAL - 557

FVREB TOTAL - 6928

PARADISE FOUND

www.BCHomeHunters.com

July 9th, 2007

"Working hard to exceed all of your Real Estate needs, one neighbourhood at a time!"

www.BCHomeHunters.com listing count:

GV – Condo – Burnaby = 811
GV – Condo – Coquitlam = 312
GV – Condo – Ladner = 56
GV – Condo – Maple Ridge = 203
GV – Condo – North Vancouver = 277
GV – Condo – New Westminister = 310
GV – Condo – Port Coquitlam = 170
GV – Condo – Port Moody = 162
GV – Condo – Richmond = 961
GV – Condo – Tsawwassen = 33
GV – Condo – Vancouver East = 474
GV – Condo – Vancouver West = 1453
GV – Condo – West Vancouver = 110

GV – Condo = 5332
GV – Residential = 4122
Area = 9379

FV – Residential = 4278
FV – Condo = 1960
Area = 6238

Combined = 15617